

Modo

52×37/F



Wc
55×36 cm
27,7 kg

WC predisposto per scarico a parete oppure a pavimento tramite curva tecnica, con sistema di scarico **Swirlflush**[®]

Back to wall Wc with wall or floor (through a pipe fitting) outlet with **Swirlflush**[®] system.





swirlflush[®]



extraglaze[®]antibacterial



quickrelease

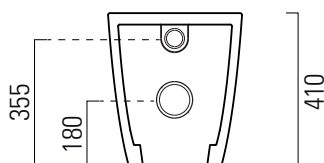
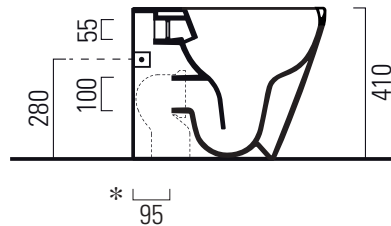
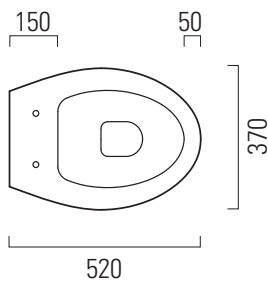


softclose

Colori - Colours	Codici - Codes	Fori - Tapholes
○ Bianco lucido - White glossy	981011	
◐ Bianco opaco - Matte white	981009	
● Ardesia	981026	
● Creta	981008	


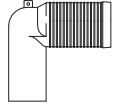
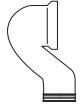

Note

- 1 - Non è consigliato l'impiego di cassette di scarico esterne o impianti dotati di rubinetto flussometro.
We do not recommend the use of external flushing cisterns or systems endowed with flushometer valves.
- 2 - Extraglaze solo per smaltatura lucida
Extraglaze only for glossy glaze
- 3 - Kit fissaggio a scomparsa art. FISSVBT obbligatorio



Modo

52×37/F

Raccordi di scarico Flushing connections	Codici Codes	Interasse Distance
	MCURVA	* 95 mm
	MCURVA90	* 60 mm
	MCURVASR	* 145 mm
	MCURVAR	* 100 - 110 mm

Testato con i seguenti dispositivi di scarico | Tested with the following flushing mechanisms

GEBERIT art. 109.770.00.1 h1060mm - OLI 74 plus h1050mm - VALSIR Winner S h1140mm - VALSIR Tropea S h1060mm - VALSIR Cubik S h1060mm - VIEGA art. 771 904 h1000mm - VIEGA art. 771 904 h920mm - TECE BOX art. 9041012 h1060mm
GEBERIT art. 109.790.00.1 h1045mm GROHE art. 38863 h1045 - TECE Box Octa h1075 art. 9370500